

# Dynamic Text Attributes

## Brief Overview

Dynamic text attributes allow you to create dynamic content and rules.

Once saved, they can be used in rules (for comparison of text / numbers / dates) and as dynamic text in items.

Supported Attribute types:

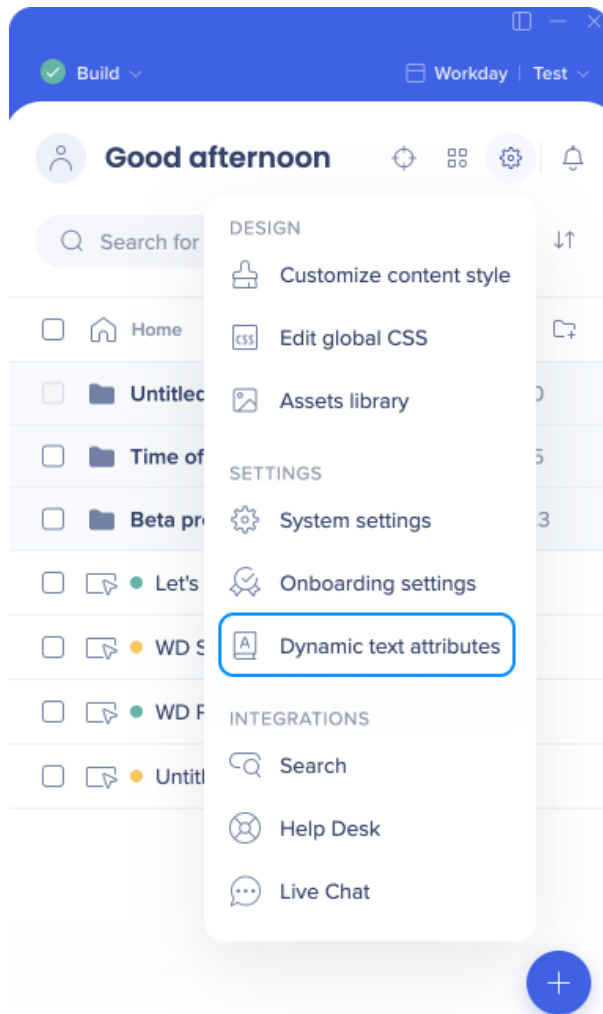
1. Variable
2. WalkMe Data
3. Cookie
4. jQuery
5. Text (the text entered will be the value displayed to users)
6. On Screen Element
7. Date

## Use Cases

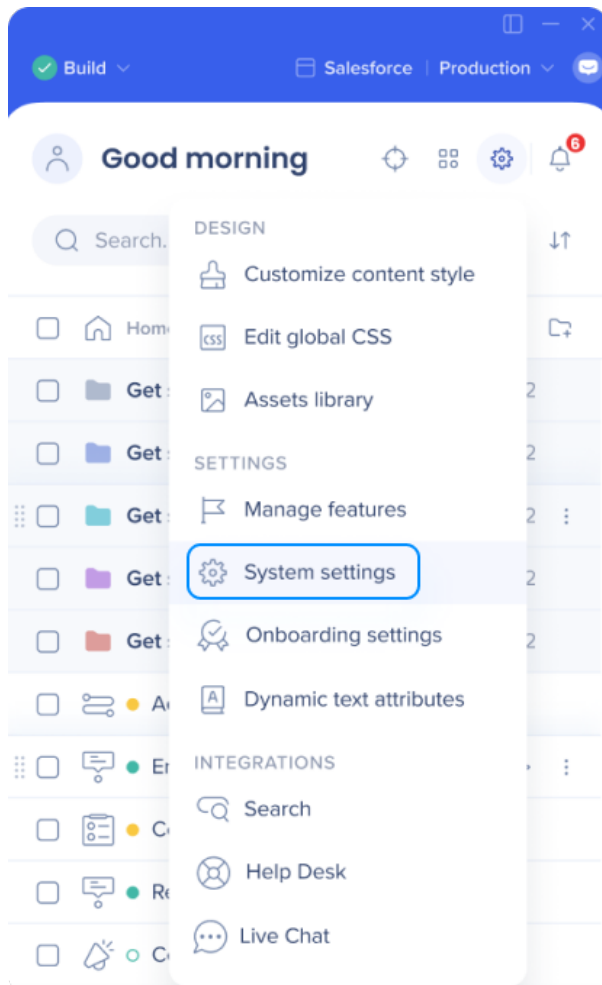
- Create Logic Rules to compare on screen elements to each other or calculate dates based on the user's date on the screen
- Personalize content by adding dynamic text relevant to the user

## How It Works

1. Open the Editor settings menu and select Dynamic text attributes



You can also access Dynamic text attributes via System settings



2. In the Admin General Settings you will see the Dynamic Text Attributes section
3. Click "Manage Attributes"

General
Safe Start
Shield
User Preferences
Snippet

### Analytics Properties ?

To display identifiable data in WalkMe Analytics (e.g. user name, role, etc.), set your preferred data properties.

☐ Name
☐ Type
☐ Role
☐ Status
☐ Info

### Dynamic text attributes

[Manage Attributes](#)

### WalkMe Flow Tracker Settings

Activated in Play Mode
☒

Activated in Preview Mode
☒

Accessible in Published Environment ?
☒

4. Click “+ Add new” to add your desired attribute

#### Manage dynamic text attributes

Name	Type	Value	
ARR 10000	Text	10000	
40000 employees	jQuery	[class*='slds-form-element_readonly'] lightning	
DanaTodayDate	Date	March 22, 2023	
TextDate	Text	12/3/23	
Date in the past	Date	March 06, 2023	
Screenshot	On-Screen Element		

[+ Add new](#)

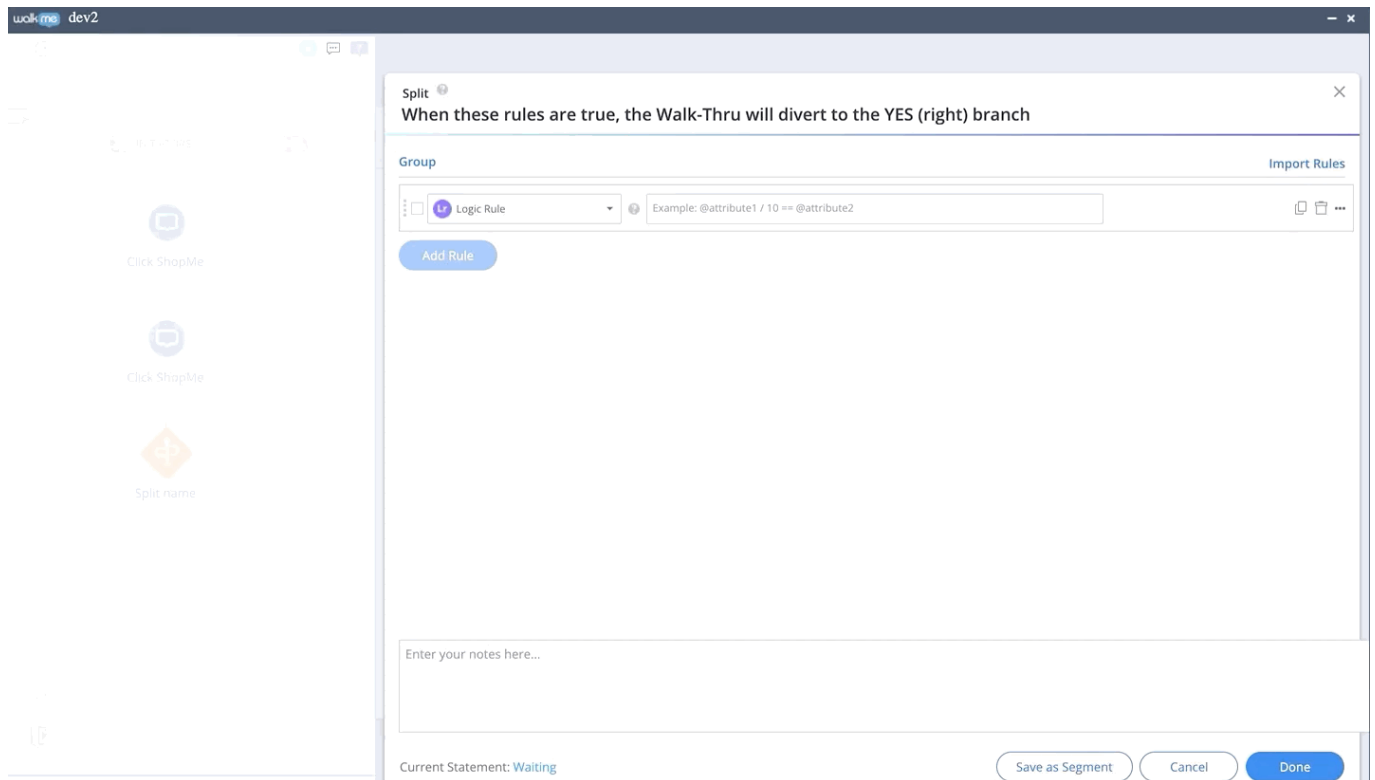
Be advised that editing or deleting an attribute which is applied to WalkMe items may break the end-user experience

[jQuery Cheatsheet](#)

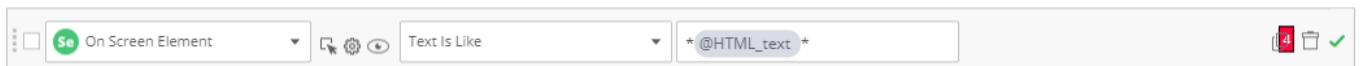
Cancel
Save

## How to Add Attributes from the Rule Engine

- When using the [Logic Rule](#) rule type, builders can also create new and manage existing attributes directly from the Rule Engine.



- When using On Screen Element, Selected Element, jQuery and Workday (Page, SubPage, Worklet, Inbox Item) rule types, builders can use attributes to compare text.



## Limitations and Supports

- There is **no** limit on the number of User Attributes that may be set up
- Quick preview might not work at times due to the database update failure. If this happens, try again later. We have a mechanism that synchronizes the data and the settings of the system every 6 hours.
- For Attributes that are based on On-Screen-Element or jQuery: The value of the Attribute will be "taken" from the screen only in the moment an item is using it. For example: If I use a Logic Rule in a Split, and it is using Attributes based on OSE/jQuery - the element has to be present on the screen when the Logic Rule is being evaluated.

## Tip Tuesday Videos

## Use Attributes for Date Calculation



Check out [other videos](#) to learn more tips and tricks.

How to guide: Attributes



