

Cross-App Solutions

Brief Overview

This cross-app solution allows you to share your [WalkMe Data](#) between systems. This feature enables multi-system WalkMe Data. Meaning, you can store data in a different system's storage.


For example, users can start a Smart Walk-Thru on one system and then continue it on another!

This is an enabled feature


Please request access from your Customer Success Manager or WalkMe contact.


How It Works

Once the feature has been enabled, go to the [WalkMe Data article](#) and follow *Steps For Setting WalkMe Data*. By the end, it'll look something like the image below.

< > Set WM Data  ×

Set WalkMe Data

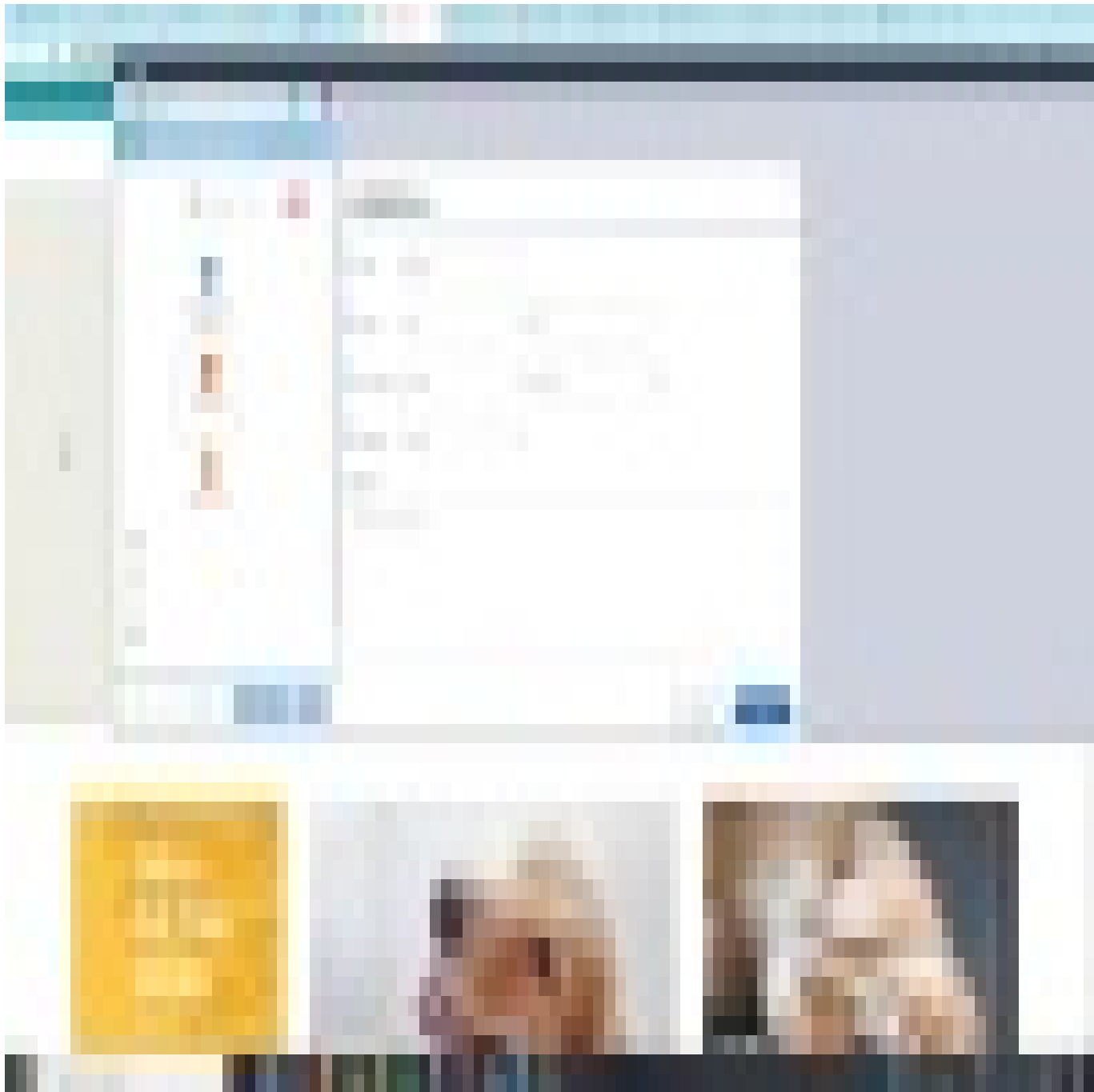
- 1 Key
- 2 Data
- 3 Duration 
- 4 System

Notes 

Enter your notes here...

Tip Tuesday - Cross-App Solutions

To get a closer look at how the final product will function, check out this Tip Tuesday video.



To see more Tip Tuesday videos on WalkMe World [click here](#).

Limitations

- Both systems (the source and the target) should use **Cross Domain Proxy - Standard** (no server storage).
- In order to read the data, the **target system** needs to load on the **same environment** as the **source system**.
- Your account must have **more than one system**.