

# Edit From Preview

## Brief Overview

When previewing a WalkMe item, if the builder spots something that needs to be changed or fixed, it can be very difficult to complete the preview and then find and open the trouble spot in the Editor.

**Edit From Preview** enables the builder to pause a preview session in its tracks and toggle between Preview mode and Edit mode, for convenient editing of issues found during a Preview session.

Edit From Preview enhances the builder's overall Preview experience and provides an easier, more efficient building and self QA experience.

## Use Cases

WalkMe Edit From Preview use cases include the following:

- **Streamline the building process** by allowing instantaneous edits to WalkMe content, before they're forgotten;
- **Reduce builder QA time**, allowing the builder to quickly fix bugs by instantly accessing the settings panel of an app from within Preview mode itself.

## How it Works

In any Preview session, regular or selective, the Editor user can now change modes between Preview and Edit, similar to the Capture-to-Navigate toggle feature.

The mode change is available through the Editor's Mini-Panel by click, or even by using the CTRL key in the keyboard.

**Preview mode:**



**Edit mode:**

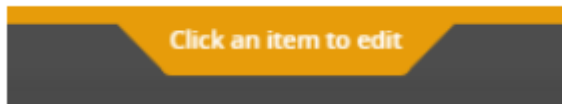


The following WalkMe items are supported in Edit mode:

- Smart Walk-Thru balloons
- ShoutOuts
- SmartTips
- Launchers
- Surveys
- Resources
- Menu
- Widget
- ActionBot

## Entering Edit mode

On the top of the browser builders will see a banner that indicates that they're in Edit Mode.



In Edit mode, when the builder clicks on any WalkMe item, the Preview will end and that item's settings popup screen will open.

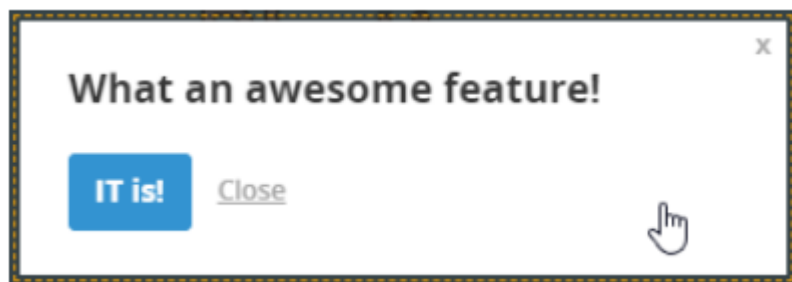
To resume the Preview session once the builder has finished editing, close the item and click *Preview* again.

When previewing selected items, the previously selected items will remain selected after editing an item.

All supported WalkMe items on the screen will get a dashed border around them to indicate they're editable and the mouse cursor will change to a hand pointer.

Some examples:

### **ShoutOut**



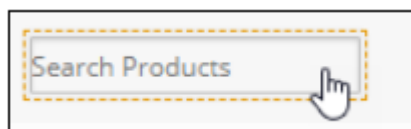
## Launcher



### Note:

WalkMe items, such as Invisible Balloons or un-validated SmartTips, will be indicated by presenting a dashed border around their captured element.

### SmartTip (Hover Over Field)



## Supported Operating Systems and Browsers

Edit From Preview is supported on the following browsers:

- WalkMe Web — Chrome and IE11
- WalkMe Mobile Web

This feature is currently not supported on WalkMe Desktop or for child accounts in [Parent Child Account](#).