

Insights Enterprise Reports

Brief Overview

The Insights Enterprise Reports page is where you can review, export and subscribing to your Insights common and custom reports on the Enterprise level, incorporating all your permitted systems in one report. If you subscribe to a report, a scheduled email will be sent to a recipient list of your choosing.

If you would like to create a new report that does not currently appear on your Reports page, please contact your WalkMe customer service representative.

Please note:

- A report can only be exported on the systems the sub-user is permitted to - See User Permissions in the [Admin Center](#).
- The data in the report is not real-time and is updated once a day.
- Data for the previous day should be updated by 9AM UTC.
- The report email is sent from the email account: noreply@walkme.com (WalkMe Insights).
- The report email does not contain the report results in the email body, but as a link to a .CSV file containing the report results.
- The link to the report expires after 7 days.

Use Cases

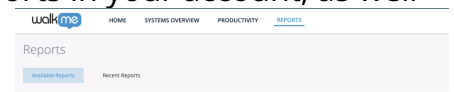
- Analyze all Enterprise Systems usage in one report
- Analyze WalkMe Engagement across all systems
- Share Systems Overview and Monitored Systems reports with more people, including those who are not Insights users
- Schedule and receive periodic updates about the progress of your KPIs without needing to actively search and filter in Insights
- Get a consolidated report of all Survey Responses across all your systems
- Analyze end-user flows across several systems

Report Page Breakdown

- Report — The name of the report
 - If it's a common report (see full list below), it will just show the report name, if it's a custom report, there will be an icon with a wrench that says "CUSTOM".
- Description — The description of the report and what data it contains
- Active Subscription — Indicator of whether you've subscribed to a report or not, and, if so, at what interval you are receiving reports.

Subscribe to a Report

- Log into your Insights account
- Navigate to the Reports Page
 - Here you will see the list of all available reports in your account, as well



- Hover over the report you want to subscribe to and click the Subscribe icon
- . In the side-bar that opens, define your subscription:

as which have currently active subscriptions

Report — The name of the chosen report;

Will be selected according to the report you've clicked on.

Date Range — The time frame of the report data;

Some reports do not have the date range field by definition since they are configured to query all of the historical data of the account. These reports will not have the Date Range field available

Subscription Frequency:

Daily: An email containing the report will be sent to you every day at the hour and timezone you select;

Weekly: The email will be sent weekly, on the day and hour and timezone you select;

Monthly: The email will be sent monthly, on the day of the month and the hour and timezone you select.

System Selection — The list of systems that you want to include in the report execution.

Note: You can only include systems that you are assigned to. Once the subscription is created with the list of systems, only sub-users that are permitted to the entire list of systems

selected for the subscription will be able to edit it.
The list is searchable.

List of Email Recipients

Recipient List: Enter any valid email address, whether registered to WalkMe or not, separated by commas. We suggest you add yourself to the list as a recipient of the email as well

Email Subject (OPTIONAL):

Email Subject (OPTIONAL): enter the subject of the email. If left empty, the report name will be sent in the subject.

5. Click Subscribe to save your subscription settings

Each time that the report is generated according to the saved subscription settings it is also added to the Recent Reports page and becomes available for download once the report generation is completed.

New Subscription to Report

CLOSE X

All Systems - Engagement By Deployables

Results Filters

Last 30 Days
Dec 27, 2020 - Jan 25, 2021

System Selection

Select systems from a list

(2 selected)

Subscription Frequency

Daily on 09:00 AM (UTC +02:00) Jerusalem

Email Recipients

david@walkme.com,ben@walkme.com *

Email Subject

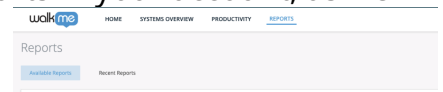
Engagement by Deployables for Salesforce Classic and Lightning systems

X CANCEL

SUBSCRIBE

Download Reports

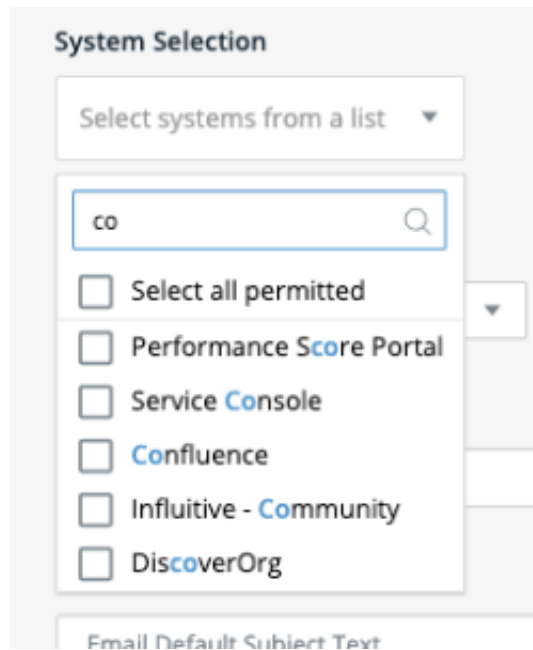
- Log into your Insights account
- Navigate to the Reports Page
 - Here you will see the list of all available reports in your account, as well



- Hover over the report you want to export and click the Export icon:



- In the side-bar that opens:
 - Choose the date and time range of the report data.
 - Note: Some reports will not have the Date Range field available since they are configured to query all of the historical data of the account.
 - Enterprise Level Reports do not support Filtering.
 - Select a system - The list of systems that you want to include in the report execution.
 - Note: You can only include systems that you are assigned to.
 - Once the subscription is created with the list of systems, only sub-users that are permitted to the entire list of systems selected for the subscription will be able to edit it.
 - The list is searchable.



- Click on the Generate button in order to download the report.
 - Once generate is clicked the report generation is triggered and the report is added to the Recent Reports page.
 - Email - If you would like, the report can be sent to your email as well. In order to do so - just enable the "send by email" button.
 - Report — The name of the chosen report.
 - Will be selected according to the report you've clicked on.
 - Email Configuration — Enter the following information:
 - The email address you want the exported report emailed to.
 - Please note: The email address list is limited to 256 characters.
 - For email address lists that are longer than this limit, it is recommended to create an email distribution list and use it for reporting.
 - The subject line of the aforementioned email (OPTIONAL).
 - If the subject is not modified the email will be sent with the default subject.

Export Report

CLOSE X

 All Systems - All Unique Users

Results Filters



Last 30 Days

Dec 25, 2020 - Jan 23, 2021



Select Systems

Select systems from a list ▾



Select all permitted



SF Classic - Revenue



Netsuite



SF Classic - Services



WalkMe Analytics Portal



Gmail/GCal/ADP



Google Drive



Performance Score Po...



Amazon AWS



Service Console



Okta



Confluence



Recent Reports Breakdown

On this page, you can see all the reports that are ready for download. The list includes reports that were generated by using "Export" or "Subscription".

- **Name** - The name of the chosen report.
 - Will be selected according to the report you've clicked on.
- **Type** - Indicates the trigger of the report - can be either subscription or export.
- **System** - The list of selected systems the report was executed on.
 - If the list is long, it will be cut.
 - Hover over the column to see the full list.
- **Date range** - The time frame of the report data that was chosen when creating a subscription or exporting the report.
- **Started** - The time and date when the report generation was triggered.
- **Status**:
 - In progress - Report which is still being processed will appear with the status "In progress".
 - Download - The download button becomes enabled on a report generation was completed.
 - Failed - If a report generation failed for any reason, the displayed status will be "Failed". (i.e. a problem with the report query, timeout on a too big report).
- **Subscription label** - Indicates the subscription frequency.

Name	Type	System	Date Range	Dates	Started	Status
All Systems - Engagement by Deployables	Export	SF Classic - Revenue, Netsuite, SF Classic - Services, ...	Custom Dates	12/01/2020 - 12/15/2020	01/26/2021, 12:55	In Progress
All Systems - Engagement by Application	Export	Netsuite, Google Drive, Okta	Last 30 Days	12/27/2020 - 01/25/2021	01/26/2021, 12:43	In Progress
All Systems - Engagement by Application	Export	Netsuite, Google Drive, Okta	Last 30 Days	12/27/2020 - 01/25/2021	01/26/2021, 12:04	Download
All Systems - Systems Overview	Subscription	MSA1, msa2	Last 30 Days	12/27/2020 - 01/25/2021	01/26/2021, 12:00	Download
msa ssa test1	Export	SF Classic - Revenue, Netsuite, Google Drive, Okta, C...	Last 30 Days	12/27/2020 - 01/25/2021	01/26/2021, 11:56	Download
All Systems - Engagement by Application	Export	Netsuite, Google Drive, Okta	Last 30 Days	12/27/2020 - 01/25/2021	01/26/2021, 11:47	Download
All Systems - Engagement by Application	Export	Netsuite, Google Drive, Okta	Last 30 Days	12/27/2020 - 01/25/2021	01/26/2021, 11:06	Download
All Systems - Engagement by Application	Export	Netsuite, Google Drive, Okta	Last 30 Days	12/27/2020 - 01/25/2021	01/26/2021, 11:04	Download
All Systems - Engagement by Application	Export	Netsuite, Google Drive, Okta	Last 30 Days	12/27/2020 - 01/25/2021	01/26/2021, 10:44	Download
All Systems - Engagement by Application	Export	Netsuite, Google Drive, Okta	Last 30 Days	12/27/2020 - 01/25/2021	01/26/2021, 10:16	Download

Common Reports List

Name Description

All Systems - All Unique Users A list of the unique users who visited the website or application along with their first seen and last seen date and time and number of unique sessions, in the selected systems and date range. The users' list will only show users who landed on pages in which the WalkMe snippet was loaded.

All Systems - Daily Summary Report Shows the number of events from each deployable that occurred each day. The number of SmartTip interactions, Walk-Thru/Smart Walk-Thru plays, Launcher clicks, Widget interactions, ShoutOut plays, Searches, Resources viewed, Shuttles played, Survey plays, Task completions, and TeachMe interactions, grouped by date.

All Systems - Engagement By Deployables A list of all the WalkMe deployables, number of engaged users, and number of interactions with the deployable in the requested date range.

All Systems - Engagement by Application Engagement by Application Type, showing the number of users and interactions.

All Systems - Survey Responses by User All answers to survey questions detailed by User ID and date of submission in the report selected Systems and date range. Each row represents a submission of an answer to a specific Survey question.

All Systems - Systems Overview	System name followed by the number of active users, weekly usage per user, number of users exposed to WalkMe, and the number of users who interacted with WalkMe.
All Systems - Walk-Thru Total Plays	The total number of plays for every Walk-Thru and SmartWalkThru.
All Systems - Engagement Summary	Provides summary engagement totals by application type that can be used in ROI calculators.
All Systems - System Usage by End User	For each end-user and system pair the report displays the number of sessions (within the chosen date range), the number of hours spent in the system (within the chosen date range), the all-time number of sessions for this end-user (current system), and the number of hours spent by end-user (all time, current system).